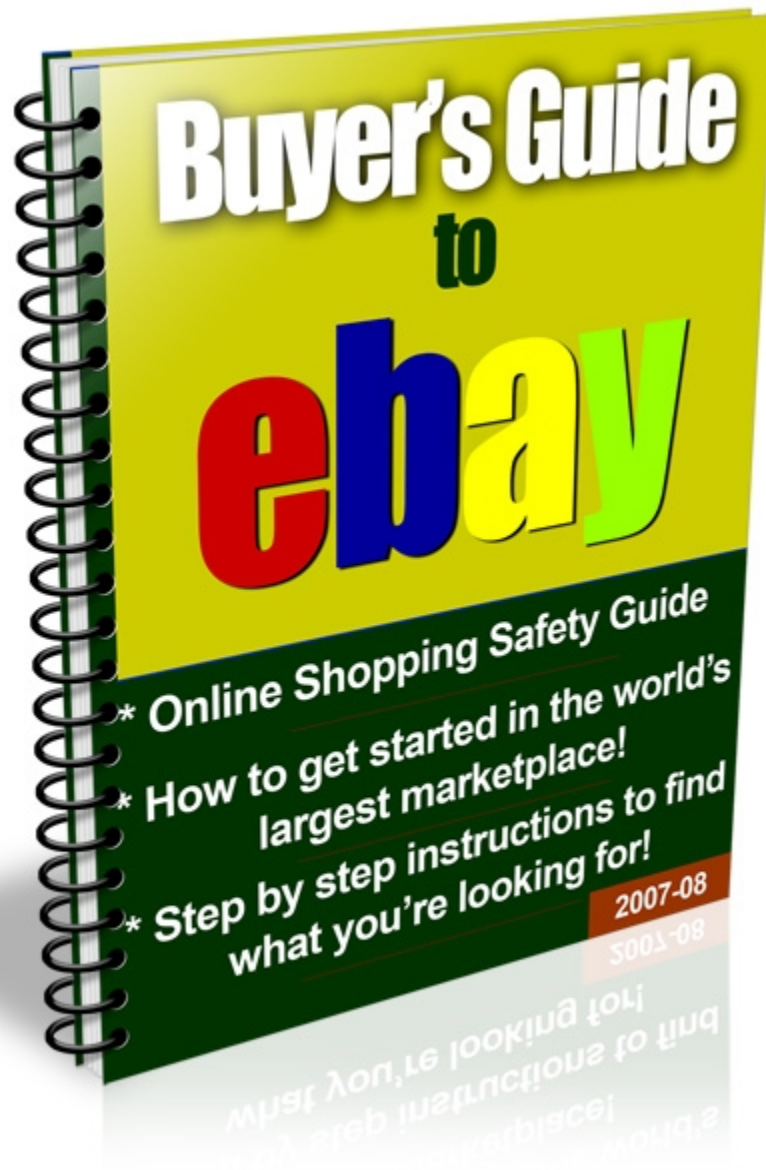


Buyer's Guide To eBay!



NOTE: This eBook may be **FREELY SHARED** with anyone! Your friends, family and co-workers – anyone who is new to eBay. You just cannot sell this eBook for profit!

This report is sponsored by **Branica's [eBay Misspelled Auctions](#)**. Find eBay items cheaper!

| | |
|---|----|
| Introduction | 1 |
| eBay: A History Lesson | 2 |
| Register for eBay | 4 |
| Using eBay Search | 5 |
| Bidding and Buying on eBay | 7 |
| Understanding the Different eBay Auction Types | 8 |
| How to Check an eBay Seller's Reputation | 12 |
| Learning the eBay "Lingo" | 15 |
| eBay Auction Buyer's Tips and Tricks | 17 |
| You Won that eBay Auction! Now What Do You Do? | 19 |
| How Important is Your Buyer's Reputation? | 21 |
| Your Rights as an eBay Buyer | 23 |

Introduction

Have you noticed that whenever you open a newspaper, watch the TV or have a conversation, people seem to be talking about eBay? If you've never used it and you've no idea what it's all about, then the chances are that you're starting to feel a little left out. But don't worry! This eBook contains everything you need to about the basics of bidding and buying on eBay.

So What is eBay?

eBay is an online auction website - and not just any auction site, but the biggest one in the world. If you know how an auction works, then you already roughly know how eBay works. Someone adds something they want to sell to the site, and then buyers come along and place bids on it. The highest bid wins the item! It's that simple.

eBay being an online auction makes a big difference, though. Buying and selling are not reserved for any elite. eBay accepts almost any item, no matter how small, and will then advertise it on their sites all over the world. It's a powerful combination of an auction and a slightly chaotic marketplace.

eBay: A History Lesson

Yes, you read that correctly: twelve years. eBay was created in September 1995, by a man named Pierre Omidyar, who was living in San Jose. He wanted his site - then called 'AuctionWeb' - to be an online marketplace, and wrote the first code for it in one weekend. It was one of the first websites of its kind in the world. The name 'eBay' comes from the domain Omidyar used for his site. His company's name was Echo Bay, and the 'eBay AuctionWeb' was originally just one part of Echo Bay's website at ebay.com. The first thing ever sold on the site was Omidyar's broken laser pointer, which sold for \$14.

The site quickly became massively popular, as sellers came to list all sorts of odd things and buyers actually bought them. Relying on trust seemed to work remarkably well, and meant that the site could almost be left alone to run itself. The site had been designed from the start to collect a small fee on each sale, and it was this money that Omidyar used to pay for AuctionWeb's expansion. The fees quickly added up to more than his current salary, and so he decided to quit his job and work on the site full-time. It was at this point, in 1996, that he added the feedback facilities, to let buyers and sellers rate each other and make buying and selling safer.

In 1997, Omidyar changed AuctionWeb's - and his company's - name to 'eBay', which is what people had been calling the site for a long time. He began to spend a lot of money on advertising, and had the eBay logo designed. It was in this year that the one-millionth item was sold (it was a toy version of Big Bird from Sesame Street).

Then, in 1998 - the peak of the dotcom boom - eBay became big business, and the investment in Internet businesses at the time allowed it to bring in senior managers and business strategists, who took in public on the stock market. It started to encourage people to sell more than just collectibles, and quickly became a massive site where you could sell anything, large or small. Unlike other sites, though, eBay survived the end of the boom, and is still going strong today.

1999 saw eBay go worldwide, launching sites in the UK, Australia and Germany. eBay bought half.com, an Amazon-like online retailer, in the year

2000 - the same year it introduced Buy it Now - and bought PayPal, an online payment service, in 2002.

Pierre Omidyar has now earned an estimated \$3 billion from eBay, and still serves as Chairman of the Board. There are now literally millions of items bought and sold every day on eBay, all over the world. For every \$100 spent online worldwide, it is estimated that \$14 is spent on eBay - that's a lot of laser pointers.

Now that you know the history of eBay, perhaps you'd like to know how it could work for you?

Register for eBay

The first step you will need to take is to register for an account with eBay. This is an easy and quick process.

Go to the eBay registration screen by clicking on the link below:

[Register for eBay Here](#)

Fill out the required information on this page and submit it. An email from eBay will be sent to the email address you provided at signup. So make sure that you use an address that you check often.

Go to your email account and look for a message with the subject "Complete Your eBay Registration." If you do not see the message in your inbox you may need to look in your "Junk Mail" or "Spam" folders. Your computer may have filed it there accidentally.

In the email will be a short numeric code that you should write down as well as a link that you will need to click. Once you click the link you will be taken to a page in eBay where you will enter your email address and the numeric code.

That's all! You are now registered for eBay and can bid on or buy items!

Let's learn to search around a little next.

Using eBay Search

If you know what you're doing, you can quickly find what you're looking for on eBay. Here are a few golden rules.

Be specific: If you're searching for the first edition of the original Harry Potter book, you'll get further searching for 'harry potter rowling philosopher's stone first edition' than you will searching for 'harry potter'. You'll get fewer results, but the ones you do get will be far more relevant.

Spell wrongly: It's a sad fact that many of the sellers on eBay just can't spell. Whatever you're looking for, try thinking of a few common misspellings - the chances are that fewer people will find these items, and so they will be cheaper.

Get a thesaurus: You should try to search for all the different words that someone might use to describe your item, for example searching for both 'TV' and 'television', or for 'phone', 'mobile' and 'cellphone'. Where you can, though, leave off the type of item altogether and search by things like brand and model.

Use the categories: Whenever you search, you'll notice a list of categories at the side of your search results. If you just searched for the name of a CD because you want to buy that CD, you should click the 'CDs' category to just look at results in that category. Why bother looking through a load of results that you don't care about?

Don't be afraid to browse: Once you've found the category that items you like seem to be in, why not click 'Browse' and take a look through the whole category? You might be surprised by what you find.

Few people realize just how powerful the eBay search engine is - a few symbols here and there and it'll work wonders for you.

Wildcard searches: You can put an asterisk (*) into a search phrase when you want to say 'anything can go here'. For example, if you wanted to search for a 1950s car, you could search for 'car 195*'. 195* will show results from any year in the 1950s.

In this order: If you put words in quotes ("") then the only results shown

will be ones that have all of the words between the quote marks. For example, searching for "Lord of the Rings" won't give you any results that say, for example "Lord Robert Rings".

Exclude words: Put a minus, and then put any words in brackets that you don't want to appear in your search results. For example: "Pulp Fiction" - (poster,photo) will find items related to Pulp Fiction but not posters or photos.

Either/or: If you want to search for lots of words at once, just put them in brackets: the TV example from earlier could become '(TV,television)', which would find items with either word.

So once you've found your bargain item, what do you do next? You make a bid of course!

Bidding and Buying on eBay

What is Bidding?

Bidding is when you say how much you will pay for an item in an auction. Bidding on eBay, however, doesn't work in exactly the same way as a normal auction, at least in theory. On eBay, you tell the site what the maximum you are willing to pay for each item is, and then eBay places the bids on your behalf. That means you could say you were willing to pay up to \$100 for something and only have to pay \$50, if that was the highest maximum bid anyone else placed.

It's not as complicated as it sounds - the best way to get used to it is to give it a try. First, the best thing to do is to go to the eBay website. Visit there now by clicking on the link below:

[Vist eBay Now!!!](#)

Now, on the front page you should see a big box marked 'search': just type in anything that you'd like to buy there.

Wasn't that easy? Now you should have a list of items for sale in front of you, along with how much people are currently bidding for them and the time when bidding ends for each item. If you click one of these, you can read the description, and then - if you're happy with the item and happy to pay more than the current highest bidder is - you can bid!

How Do I Bid?

Go ahead and scroll down to the bottom of an item's description page, and type the maximum you are willing to pay (your maximum bid) into the box. Then simply press the 'place bid' button - you will need to sign in once you press the button, or go through a quick registration process if you don't have an eBay username).

If someone else's maximum bid on that item is higher than yours, then eBay will tell you and give you the opportunity to bid again. Otherwise, you're now the new highest bidder! All you need to do now is wait until the end of the auction - if someone else outbids you, then eBay will email you and you can bid again.

Understanding the Different eBay Auction Types

Over the years, eBay has introduced all sorts of different auction types, in an effort to give people more options when they buy and sell their things on eBay. There are many people who don't like the idea that their item might sell for a far lower price than they intend. Equally, there are people who have hundreds of the same item and don't want to sell them individually. This chapter gives you an overview of the different kinds of auctions and how to spot them.

Normal Auctions

These are the bread-and-butter of eBay, the auctions everyone knows: you bid, others outbid you, you outbid them, and the winner gets the item. Simple.

Reserve Auctions

Reserve auctions are for sellers who don't want their items to sell for less than a certain price - a concept you'll know about if you're familiar with real auctions. They work just like normal auctions on eBay, except that you will be told if your bid has not met the reserve price set by the seller. If no-one is willing to meet this price, then the auction is canceled, and the seller keeps the item.

You can spot these auctions by looking out for 'Reserve not met' or 'Reserve met' written next to the current bid on an item's description page.



Multiple Item ('Dutch') Auctions


These are auctions where a seller is selling more than one of a certain item. Dutch auctions can be done by bidding. Buyers bid a price and say how many items they want, and then everyone pays the lowest price that was bid by one of the winning bidders. If you have trouble getting your head around that, then don't worry - everyone else does too! These

auctions are very rare.

What is more common is when a seller has a lot of one item, and lists it using a combination of two auction types: a multiple-item fixed price auction. This just means that they say how many they have, and offer them at a fixed price. You can enter how many you want and then just click Buy it Now to get them.

Item you're buying:

HOT EBOOK BUSINESS PACKAGE 61000+ E-BOOK RESELL RIGHTS

 price: US \$7.97

Quantity available: 3

Enter quantity you want to buy: x

[Continue >](#)


You will confirm in the next step.

Fixed Price ('Buy it Now') Auctions


Buy it Now auctions can work in one of two ways. A seller might add a Buy it Now button to a normal auction, meaning that you can choose either to bid normally or to simply pay the asking price and avoid the whole bidding process. Some sellers, though, now cut out the auction process altogether and simply list all their items at fixed price. Recently, eBay added a twist to fixed price auctions: the 'best offer'. This means that you can negotiate a price to someone who offers their items using Buy it Now, which could be a great way to get a bargain on things that don't seem to be selling.

Fixed price auctions are easy to spot, as they have a little 'Buy it Now' logo either next to or instead of the current number of bids on the search listings page.

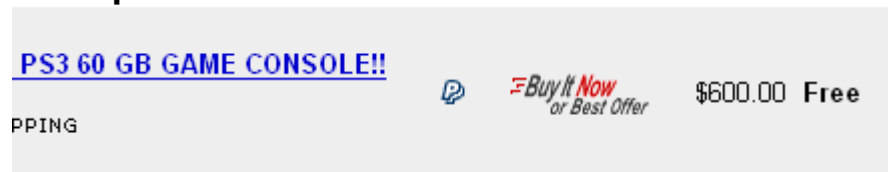
Example of "Buy It Now"



[PSP System 1.50 1.5 Firmware](#)
QUANTITY! RARE!

 **\$119.99** ~~\$129.99~~ \$10.00

Example of "Best Offer"



When to "Buy Now" and When to Bid

You will often find yourself facing the choice of whether to pay a fixed price or keep on bidding. This choice might be presented to you in a single auction, or you might be choosing between different auctions of the different types. So should you use that 'Buy it Now' button or keep on trying to outbid everyone else? It's all a question of weighing up the advantages and disadvantages.

Buy it Now.

- *The Advantages.*

When you use Buy it Now, you know the asking price and you can take some time to decide whether to pay it or not - you can even negotiate. You don't need to keep your eye on the auction, or get caught up in the last-minute bidding frenzy that is now inevitable on any popular item. Not only that, but the seller will be happy to get a fixed price for their item, and they're likely to be nicer to you than usual. Some sellers can be a little resentful when they feel that you got a little too much of a bargain on their item.

- *The Disadvantages.*

You will almost certainly pay more for the item, especially with more expensive items. Also, it takes some of the fun out of eBay. Aren't you there for an auction, after all? If you want to pay a fixed price then there are thousands of online stores you could be visiting. It's like pressing 'collect' instead of 'gamble' on a fruit machine: it's the boring option. But then, maybe that's what you want.

These rules are relatively constant: there are few times when using Buy it Now would allow you to get something cheaper, or when bidding would be an easier way to do it. In the end, as with so many things in life, it's a simple question of price vs. convenience, and it's up to you.

There are those times, though, when the strategic use of the Buy it Now button can be a useful tool to help you outwit your competition. If the current bid is almost as high as the Buy it Now price, then why bid higher and keep the contest going? Clicking that button is a no-brainer. The same goes for times when a seller has, for some reason, set the Buy it Now price only slightly higher than their starting price for bids. Why bother to go through all the hassle of bidding?

You might also find that there are times when you should leave the Buy it Now button as a last resort: it can be a useful way of ending last-minute contests with a decisive 'this is mine' gesture.

How to Check an eBay Seller's Reputation (And Why You Should Do It)

When you buy something from an eBay seller, you are giving them your money and hoping that you will get something in return. However many guarantees of safety eBay might make to you, nothing is certain: if you just give your money to scammers all the time without doing any checks then the chances are you won't get all of that money back.

That's why you should always check the seller's reputation, or 'feedback rating'. This is a quick and easy-to-read summary of their history as an eBay seller, which gives you some idea of whether or not you should trust them with your money. Buying anything is a calculated risk: you want to minimize that risk.

How to Check Feedback Ratings.

On each item's description page, there is a box in the top-right hand corner about the seller, with the title 'Seller information'. This contains the seller's name, their feedback score, and their positive feedback percentage, as well as any stars they have earned.

Meet the seller

Seller:  (113 ★)

Feedback: 99.1% Positive

Member: since May-11-05 in United States

- [Read feedback comments](#)
- [Ask seller a question](#)
- [Add to Favorite Sellers](#)
- [View seller's other items](#)

Buy safely

1. Check the seller's reputation

Score: 113 | 99.1% Positive

[Read feedback comments](#)

Different colored stars are given to eBay sellers depending on their rating, in this sequence: yellow, blue, turquoise, purple, red, green, shooting yellow, shooting turquoise, shooting purple, shooting red. Anyone with a

'shooting' star is an experienced eBay member who you should be able to trust.

[Redacted] (89733 ★)  **Power Seller**

Member since Aug-24-04 in United States

| | |
|------------------------------|--------------|
| Feedback Score: | 89733 |
| Positive Feedback: | 99.4% |
| Members who left a positive: | 90234 |
| Members who left a negative: | 509 |
| All positive Feedback: | 104130 |

If you click on the seller's name, you can get to a more detailed view of their reputation - their 'member profile' page. This page shows the total number of people who gave them a positive or negative rating, as well as a breakdown by time. You can also see a complete history of all the comments that have ever been left about them, with the most recent first.

What to Look For.

You might assume that anyone with a very high number can be trusted, but that isn't always true. It is more important to look at their positive feedback percentage - and you should really consider anything below 95% to be a red flag and investigate further.

Feedback score: **35** | Positive feedback: **100%**

[See All Feedback](#)

[Learn about](#) what these numbers mean.

| Latest Feedback: | From | Date | Item# |
|---|-------------------------------|-----------|------------------------------|
|  Great buyer!! Thank you for the instant payment!! AAAAAAAAAAAAAAAAAAAAA+++++ | Seller [Redacted] (1308 ★) | Jul-12-07 | 260135900307 |
|  Awesome selling experience; payment was on time and buyer was great! | Seller [Redacted] (484 ★) | Jun-29-07 | 260126867385 |
|  Very good ebay seller, excellent quality and fast shipping | Buyer [Redacted] (150 ★) | Jun-26-07 | 220123637479 |

Take a look through the first visible page with the most recent transactions: are there any negative comments? What do they say? Take others' experiences into account, as they could happen to you if you deal with this person. Be careful not to punish sellers unfairly, however, if they did bad things in their past on eBay but have improved since. You should look at the breakdown by time and ignore any negative feedback that was left a long time ago. Equally, though, you should sit up and pay attention if a seller seems to have been left an out-of-character amount of bad feedback in the last month or so.

Now that you know who to trust, it is worth learning a little more about how the different kinds of auctions work, so that you don't accidentally slip up and make yourself and your feedback page look bad.

Learning the eBay "Lingo"

As you search around eBay you may find that some of the jargon is really obscure, and you can't be expected to understand it until someone's told you what it means. Here's a little list of some of the most useful lingo to know, but you don't need to memorize it - even the most common jargon is only used relatively rarely.

Words.

Bid: telling eBay's system the maximum price you are prepared to pay for an item.

Dutch: an auction where more than one of an item is available.

Feedback: positive or negative comments left about other users on eBay.

Mint: in perfect condition.

Non-paying bidder: a bidder who wins an auction but does not then go on to buy the item.

PayPal: an electronic payment method accepted by most sellers.

Rare: used and abused on eBay, now entirely meaningless.

Reserve: the minimum price the seller will accept for the item.

Shill bid: a fake bid placed by a seller trying to drive up their auction's price.

Snail Mail: the post, which is obviously very slow compared to email.

Sniping: bidding at the last second to win the item before anyone else can outbid you.

Abbreviations.

AUD: Australian Dollar. Currency.

BIN: Buy it Now. A fixed price auction.

BNWT: Brand New With Tags. An item that has never been used and still has its original tags.

BW: Black and White. Used for films, photos etc.

CONUS: Continental United States. Generally used by sellers who don't want to post things to Alaska or Hawaii.

EUR: Euro. Currency.

FC: First Class. Type of postage.

GBP: Great British Pounds. Currency.

HTF: Hard To Find. Not quite as abused as 'rare', but getting there.

NIB: New in Box. Never opened, still in its original box.

NR: No Reserve. An item where the seller has not set a reserve price.

OB: Original Box. An item that has its original box (but might have been opened).

PM: Priority Mail.

PP: Parcel Post.

SH: Shipping and Handling. The fees the buyer will pay you for postage.

USD: United States Dollars. Currency.

VGC: Very Good Condition. Not mint, but close.

The chances are that you'll find more specific jargon related to whatever you're selling, but it'd be an impossible task to cover it all here. If you can't figure one out from your knowledge of the subject, then type the term into a search engine, followed by the word 'ebay'. The chances are that someone, somewhere will have seen fit to explain it.

eBay Auction Buyer's Tips and Tricks

eBay isn't just an auction and a marketplace: often it can feel quite a lot like a game. Like any game, you can get ahead if you think strategically, using your head to outwit the other buyers and get the best price. Here are a few things you can try.

Shop in the Summer.

This is simple, but effective. Summer is the quiet season on eBay - almost everything sells for less. While everyone else is out enjoying the sun, invest a little time to find some real bargains.

Beat Them by a Few Cents.

Outbid people by a few cents instead of a few dollars - if they don't check back before the auction ends, then you will be the winner. To avoid people using this tactic on you, though, always bid strange, hard-to-guess amounts instead of round numbers.

Play Dirty.

If you know when the auction ends, you can get in there at the very last second and outbid your rivals. The chances are that they won't have the time to sit in front of the auction waiting for it to end - as a rule, he who stays wins. If someone else does retaliate at the end of the auction, though, try not to get carried away in those last few seconds and end up paying too much!

Take Risks.

This is a strategy for the braver eBay buyer. All of the advice you will see for eBay beginners tells you to buy items that have good pictures, clear descriptions, trustworthy sellers and all the rest. If you're brave, why not take a risk and do the exact opposite?

Many buyers won't want that item from the seller with a feedback rating of 5, no picture and a one-line description. If you take a calculated risk and bid anyway, you might be able to make a tiny bid and win by default. There are people on eBay who make their living from winning auctions like these,

taking good pictures of the item, writing a good description and then reselling it at a huge profit. Be careful, though: do this for long enough, and you will inevitably lose your money at some point. It's especially unwise to try it with very high-value items.

Avoid Bidding Wars.

There are few things on eBay that are so rare that you'll only see them once and never again. There are usually quite a few sellers who have an item. What's more, they will generally have more than one to sell, even if they haven't listed them all at once. Always check your seller's history to see whether they sell your item all the time - and if they do, then wait for the next one instead of bidding to the skies.

You Won that eBay Auction! Now What Do You Do?

It's a great feeling when you win your first eBay auction: a mixture of happiness and perhaps just a little fear. After all, there seems to be so much to do before you can actually get your item. What do you do next?

The simple answer is: you send payment to the seller, as quickly as possible. The quicker you pay, the more your seller will like you, and the sooner your item will arrive. But how you go about it? That all depends on how you plan to pay.

PayPal.

PayPal is one of the most popular options for paying on eBay, to the point where eBay decided to buy the company. It allows instant electronic payment across the Internet. Money goes instantly from your credit or debit card to the seller's PayPal account, where they can either use it for other Internet purchases or transfer it out to their bank.

eBay offer incentives for using PayPal, and almost all sellers now accept it. Its instant nature makes sellers very happy, and means that they can have your item packed and sent and leave you some positive feedback within a few hours of the auction ending. When paying by PayPal, you will be covered by PayPal's own insurances and guarantees, as well as any that your card might have.

Checks and Money Orders.

This is payment the old-fashioned way, and will lead to a long wait to your item. You need to post the checks or money order, then the seller has to take it to the bank and get it cleared, and only then do they send the item. The only reason to use this method is if either you or the seller distrusts electronic payment methods. If you're willing to go to the trouble with these sellers, though, you might get an item very cheaply, as most buyers just can't be bothered.

When you pay by check or money order, make sure to print the eBay order confirmation page (it will be emailed to you) and put it in the envelope with your payment. Underline or circle key information like your mailing address and the item number. Finally, remember to be patient: keep in contact with

the seller, as it really can take a month or two before everything falls into place and your item turns up by paying this way.

Money Transfers and Bank Deposits.

Some sellers may ask you to pay them using a wire service like Western Union, or simply give you a bank account number and ask you to pay money into it. Unless you really trust the seller, this is generally a bad idea - these methods are hard to trace and you're unlikely to get any money back if anything goes wrong. Paying in cash, it hardly needs to be said, is an even worse idea.

How Important is Your Buyer's Reputation?

Your reputation as a buyer (or 'feedback rating') is the most important thing people see when they deal with you on eBay. It is on the basis of this little number that they will decide whether they can trust you or not.

Each time you buy or sell something on eBay, people can leave feedback for you, and you can leave feedback for them. This feedback can be positive, negative, or neutral, along with a comment. Your feedback rating, then, is worked out using a very simple sum: the number of positive feedback comments people have left for you, minus the number of negative ones. This means that someone with a feedback rating of 28, for example, might have 30 positive ratings and 2 negative ones.

If you are a considerate buyer, then you should find that positive feedback will just appear next to your username, without you needing to do anything. If you want to help it along, though, there are a few things you can do.

Always leave feedback for others: People will feel an obligation to leave feedback for you if you leave it for them (eBay will send you an email after each transaction to offer you the opportunity). Take the time to write a positive comment about sellers who do what they should and the chances are they'll do the same for you.

Pay promptly: Sellers love nothing more than to be paid promptly - paying as soon as the auction ends saves the seller all sorts of worry, especially if you pay by credit card or another electronic method. You will often find that your positive feedback appears within a few minutes of you paying if you pay as soon as the auction ends.

Don't be a difficult customer: Understand that your seller might take a day or so to respond to you, and perhaps a few days to send your item - harassing them is nasty and unnecessary, and won't get you good feedback.

Build relationships: If a seller sells a lot of a certain kind of thing you like, buy from them a few more times. They will be very happy to find a regular customer, and will go out of their way to leave positive feedback like 'a joy to deal with as ever'. Also, they might offer you a few special deals!

Sellers won't generally be reluctant to sell to buyers without much of a reputation, simply because it is the buyer who takes most of the risk in a transaction. It is worth remembering, however, that transactions where you are the seller and where you are the buyer are counted towards the same feedback total - so if you ever want to start selling, being a good buyer is especially worthwhile.

On eBay, people pay far more attention to sellers' ratings than they do to buyers' - most sellers can't be bothered to check their buyers' feedback, while bad feedback on a seller can (and should) be a deal breaker. When you are buying, then, you need to worry more about the seller's reputation than you do about your own.

Your Rights as an eBay Buyer

When you buy things on eBay, you pay the seller before they send you anything. This means that you, as a buyer, are vulnerable to all sorts of problems. You might not get the items you have paid for, or they might be damaged or faulty. Luckily, you have two very important rights when you buy on eBay.

The Right to Receive Your Item.

Maybe the seller never sent the item, or maybe it got lost in the post. Whatever happened, you paid for the item. If it doesn't arrive in the post as described, you have the right to a replacement or a refund, whether it's the seller's fault or not.

The fact that you bought something on eBay doesn't mean that you don't have the exact same rights that you would have if you bought it in a shop (these rights are pretty much the same all over the world). Plus, under eBay's rules, the seller isn't allowed to change their mind about selling you the item: once the auction ends, it becomes a contract - you must buy and they must sell, or face eBay's penalties.

The Right for Your Item to Be as Described in the Auction.

Sometimes sellers don't wrap items properly, and so they get broken. Occasionally they write descriptions that are misleading or just plain wrong to begin with, leaving out vital details that would have caused you to change your mind about buying. If this happens to you, you again have the right to a replacement or a refund.

So How Do I Use My Rights?

First, you should take it up with the seller - most will be responsive, as do not want to have their reputation damaged when an upset buyer leaves negative feedback for all their future buyers to see. If that doesn't work, report them to eBay.

While eBay doesn't have many people handling complaints, they do have a relatively effective set of automatic process to handle common problems buyers and sellers have with one another.

Finally, if that doesn't work, then you should seek advice from consumer groups in your country, and as a last resort from the police. You should never have to get this far, though: problems on eBay that can't be resolved easily are extremely rare.

Don't Be Too Quick.

Remember not to get too annoyed and be unfair to the seller: nice sellers have agreed to give me refunds for undelivered items, only for me to find out a few weeks later that they were being held for me at the post office! Always try your best to communicate and think of everything that might have gone wrong: eBay works best when buyers and sellers sort out their problems together, instead of reporting each other to the authorities straight away.

NOTE: This eBook may be **FREELY SHARED** with anyone! Your friends, family and co-workers – anyone who is new to eBay. You just cannot sell this eBook for profit!

This report is sponsored by **Branica's [eBay Misspelled Auctions](#)**. Find eBay items cheaper!